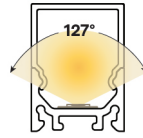





# VERS-DROP (10) RGB

## 24VDC Linear Fixtures - Surface & Recessed



- Utilizes an extruded drop lens that sits proud of the fixture for maximum variations of LED sources
- The high-quality lens provides a three sided diffuse illumination
- Integrated metal endcaps combined with an extruded aluminum housing give this fixture a polished modern look
- Mounting options include concealed clip or T-Bar clips
- White Optics, an internal coating that results in greater lumen output, comes standard in all VERS fixtures
- Consult factory for field assembly options
- Can be suitable for exterior use when specified as wet, contact factory for more information

1	2	3	4	5	6	7	8	9	10	11	12	13	14	15
PRODUCT	WATTS/ FT	CCT	RATED	LENS	EXTERNAL LOUVER	WIRE INPUT/ OUTPUT	CONNECTOR/ WIRE IN	CONNECTOR/ WIRE OUT	WIRE COLOR	WIRE TYPE	MOUNTING	FINISH	LENGTH (IN)	EXACT/ OPTIMAL
VERS-10-RGB	6.0	RGB			N/A									

Sample Part Number: **VERS-10-RGB-6.0-RGB-DRY-DF-N/A-P1-BW-BW-BK-CL2-CC-BK-48"-E**

1

PRODUCT

VERS-10-RGB

See following pages for compatible power supplies.

2

WATTS/FT

6.0

6.0W/ft

3

CCT

RGB

4

RATED

DRY

IP20

DMP

IP54

WET

IP67

5

LENS

DF

Diffused

PR

Polar

For representation of LED visibility, see Diode Visibility section on following pages. For beam angles, see Photometric Performance section on following pages. See VERS-04 for additional 25° lens option.

6

EXTERNAL LOUVER

N/A

No Louver

7

WIRE INPUT/OUTPUT

S1

Single 1 (Input only) - End Feed

S2

Single 2 (Input only) - Bottom Feed

S3

Single 3 (Input only) - Left Side Feed

S4

Single 4 (Input only) - Right Side Feed

P1

Pass Through 1 (Input/output) - End Feed

P2

Pass Through 2 (Input/output) - Bottom Feed

P3

Pass Through 3 (Input/output) - Left Side Feed

P4

Pass Through 4 (Input/output) - Right Side Feed

8

CONNECTOR/WIRE IN

BW

Bare Wire (Standard 36")

CON6

Connector 6"

CON24

Connector 24"

BW

Bare Wire (Standard 36")

CON6

Connector 6"

CON24

Connector 24"

9

CONNECTOR/WIRE OUT

CLS

Closed End (No feed)

BW

Bare Wire (Standard 36")

CON6

Connector 6"

CON24

Connector 24"

10

WIRE COLOR

WH

White

BK

Black

11

WIRE TYPE

CL2

Class 2

CL2P

Plenum Rated

CL2P only available with bare wire leads (BW)

12

MOUNTING

CC

Concealed Clip

TBC-03

9/16" Flat TB-Grid

TBC-04

15/16" Flat or Tegular TB-Grid

TBC-05

9/16" Tegular TB-Grid

13

FINISH

ST

Satin

BK

Black

BZ

Bronze

WH

White

CU

Custom

Custom finishes require a longer lead time, consult factory. Any white finish other than RAL 9003 must be custom ordered

14

LENGTH (IN)

Minimum length is 12", maximum length is 98" not including end caps. Contact us for lengths under 12".

15

EXACT/OPTIMAL

O

Optimal Illumination

E

Exact Specified Length

Exact fixtures match the exact length you specify, but they may have dim spots at the ends. Optimal fixtures are slightly shorter than the length specified, but provide full illumination from end to end. See Exact/Optimal Fixture Length charts.

When using TBC Mounting, a bare wire S2 wire feed is recommended. See install instructions for details.

BW: Standard length is 36", Max length is 120". Request custom length by writing in part number next to BW (example: BW48)

BW: Standard length is 36", Max length is 120". Request custom length by writing in part number next to BW (example: BW48)

When using TBC Mounting, a bare wire S2 wire feed is recommended. See install instructions for details.

BW: Standard length is 36". Max length is 120". Request custom length by writing in part number next to BW (example: BW48)

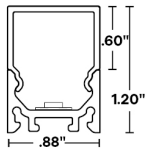
BW: Standard length is 36". Max length is 120". Request custom length by writing in part number next to BW (example: BW48)



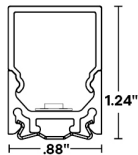
# VERS-DROP (10) RGB

24VDC Linear Fixtures - Surface & Recessed

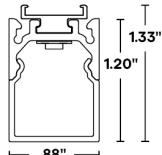
## 1 PRODUCT - DIMENSIONS



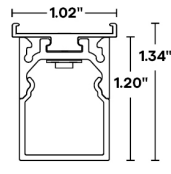
Profile with lens



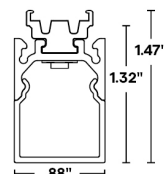
Profile with concealed clip



Profile with TBC-03



Profile with TBC-04



Profile with TBC-05

## 2 DELIVERED LUMENS

[Calculated L70 = 52000 hrs]  
Tested with VERS-10-RGB-6.0-RGB-DRY

	Red		Green		Blue		All
	LM/FT	Wavelength	LM/FT	Wavelength	LM/FT	Wavelength	
PR	68	628	162	522	42	469	255
DF	64	628	154	522	40	469	244

## 5 DIODE VISIBILITY

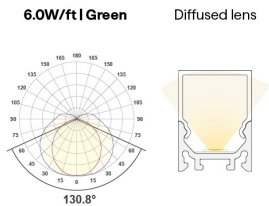


DF - Diffused lens

PR - Polar lens

## PHOTOMETRIC PERFORMANCE

Nominal beam spread shown, beam spread varies based on light engine. For more detailed information, see photometric data.



## TEMPERATURE RATINGS

		6.0 W/FT	
		Min	Max
DRY	Ambient Operating Temp - Surface	-13°F	105°F
DMP	Ambient Operating Temp - Surface	-13°F	100°F
WET	Ambient Operating Temp - Surface	-13°F	100°F

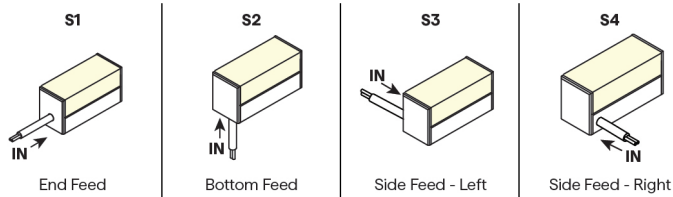


# VERS-DROP (10) RGB

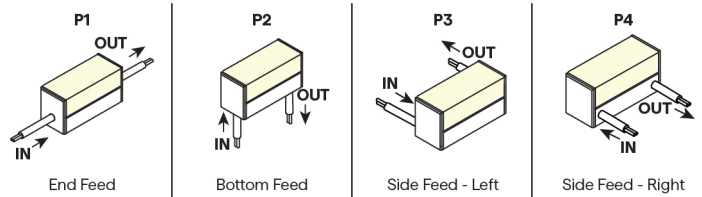
24VDC Linear Fixtures - Surface & Recessed

## 7 WIRE INPUT/OUTPUT

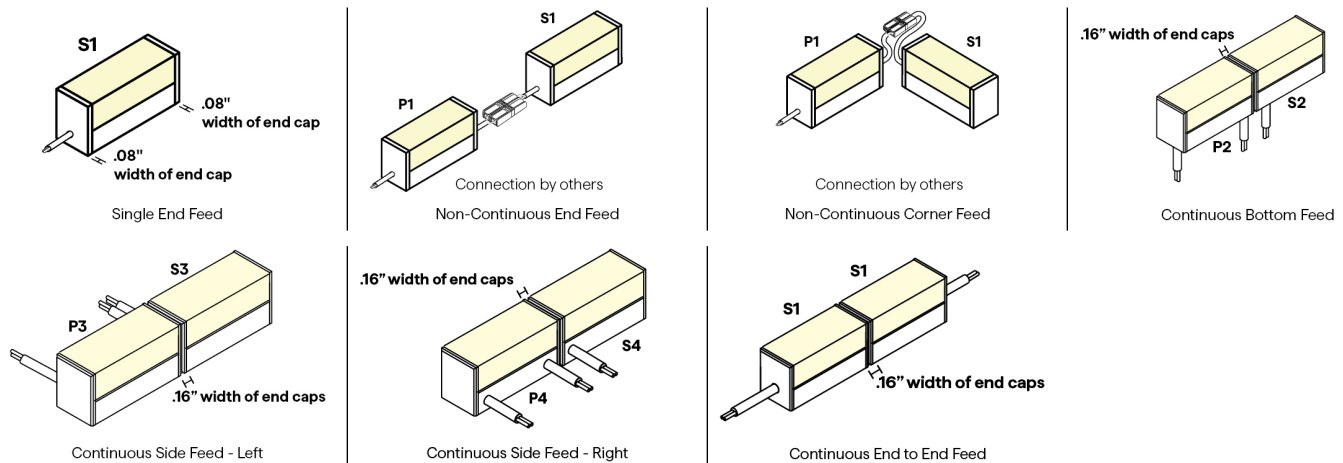
SINGLE (Input only)



PASS THROUGH (Input/Output)

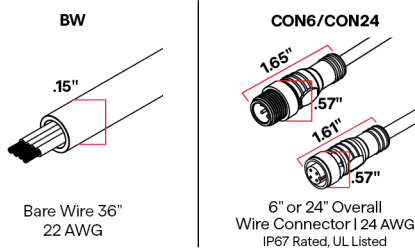


## CONFIGURATION OPTIONS




## 8 / 9 CONNECTOR/WIRE - IN/OUT

Connector/Wire In or Out not needed to specify product.



## 10 WIRE COLOR



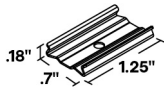


# VERS-DROP (10) RGB

24VDC Linear Fixtures - Surface & Recessed

## 12 MOUNTING

CC  
(CC-01)



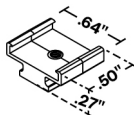
Concealed Clip

2 pieces of hardware provided for 4' or less; 4 pieces of hardware provided for greater than 4'

To order separately use CC-01 (sold in pairs)

Each clips comes with a #4 x 5/8" Flat Head screw.

TBC-03



Plastic T-Bar Clip

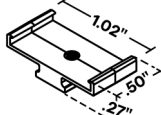
Use on 9/16" Flat Drop Ceiling

2 clips provided for first 12"; 1 clip provided for each additional 12" or less length. 1 T-Bar Mounting Jig included with each fixture.

To order separately use TBC-03

Each pair of clips comes with M2.5 x 4mm set screw and Allen key

TBC-04



Plastic T-Bar Clip

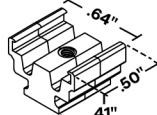
Use on 15/16" Flat or Tegular Drop Ceiling

2 clips provided for first 12"; 1 clip provided for each additional 12" or less length. 1 T-Bar Mounting Jig included with each fixture.

To order separately use TBC-04

Each pair of clips comes with M2.5 x 4mm set screw and Allen key

TBC-05



Plastic T-Bar Clip


Use on 9/16" Tegular Drop Ceiling

2 clips provided for first 12"; 1 clip provided for each additional 12" or less length. 1 T-Bar Mounting Jig included with each fixture.

To order separately use TBC-05

Each pair of clips comes with M2.5 x 4mm set screw and Allen key

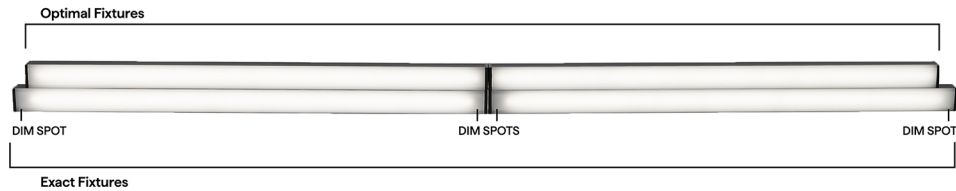
## 13 FINISH



Custom finishes require a longer lead time, consult factory

## 15 EXACT/OPTIMAL FIXTURE LENGTH

Exact fixtures are the exact length specified. Optimal fixtures' length is rounded down based on LED cut points to allow the fixture to be illuminated end to end. For runs with multiple fixtures that need to fill a specific length, it's recommended to order all optimal fixtures with an exact fixture at the end of the run.



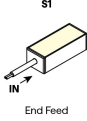


# VERS-DROP (10) RGB

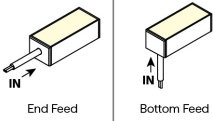
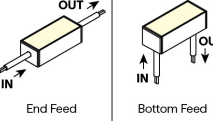
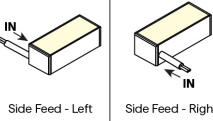
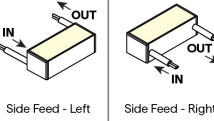
24VDC Linear Fixtures - Surface & Recessed

## RGB DRY DMP LENGTHS BY INCH

### EXACT LENGTH

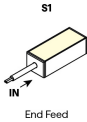
Requested Length	Potential dim spot on either end of a S1 fixture 
12"	1"
13"	0.5"
14"	1"
15"	0.5"
16"	1"
17"	0.5"
18"	1"
19"	0.5"
20"	1"
21"	0.5"
22"	1"
23"	0.5"
24"	1"
36"	1"
48"	1"
60"	1"
72"	1"
84"	1"
96"	1"

### OPTIMAL LENGTH

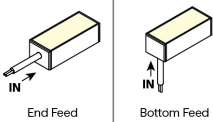
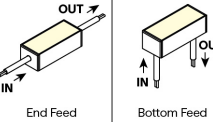
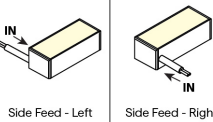
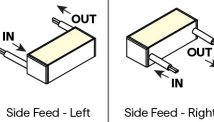
Requested Nominal Length	S1 & S2 	P1 & P2 	S3 & S4 	P3 & P4 
12"	10.59"	10.94"	10.49"	10.59"
13"	12.59"	12.94"	12.49"	12.59"
14"	12.59"	12.94"	12.49"	12.59"
15"	14.59"	14.94"	14.49"	14.59"
16"	14.59"	14.94"	14.49"	14.59"
17"	16.59"	16.94"	16.49"	16.59"
18"	16.59"	16.94"	16.49"	16.59"
19"	18.59"	18.94"	18.49"	18.59"
20"	18.59"	18.94"	18.49"	18.59"
21"	20.59"	20.94"	20.49"	20.59"
22"	20.59"	20.94"	20.49"	20.59"
23"	22.59"	22.94"	22.49"	22.59"
24"	22.59"	22.94"	22.49"	22.59"
36"	34.59"	34.94"	34.49"	34.59"
48"	46.59"	46.94"	46.49"	46.59"
60"	58.59"	58.94"	58.49"	58.59"
72"	70.59"	70.94"	70.49"	70.59"
84"	82.59"	82.94"	82.49"	82.59"
96"	94.59"	94.94"	94.49"	94.59"

## RGB WET LENGTHS BY INCH

### EXACT LENGTH

Requested Length	Potential dim spot on either end of a S1 fixture 
12"	1"
13"	0.5"
14"	1"
15"	0.5"
16"	1"
17"	0.5"
18"	1"
19"	0.5"
20"	1"
21"	0.5"
22"	1"
23"	0.5"
24"	1"
36"	1"
48"	1"
60"	1"
72"	1"
84"	1"
96"	1"

### OPTIMAL LENGTH

Requested Nominal Length	S1 & S2 	P1 & P2 	S3 & S4 	P3 & P4 
12"	10.74"	11.14"	10.64"	10.84"
13"	12.74"	11.14"	12.64"	12.84"
14"	12.74"	13.14"	12.64"	12.84"
15"	14.74"	13.14"	14.64"	14.84"
16"	14.74"	15.14"	14.64"	14.84"
17"	16.74"	15.14"	16.64"	16.84"
18"	16.74"	17.14"	16.64"	16.84"
19"	18.74"	17.14"	18.64"	18.84"
20"	18.74"	19.14"	18.64"	18.84"
21"	20.74"	19.14"	20.64"	20.84"
22"	20.74"	21.14"	20.64"	20.84"
23"	22.74"	21.14"	22.64"	22.84"
24"	22.74"	23.14"	22.64"	22.84"
36"	34.74"	35.14"	34.64"	34.84"
48"	46.74"	47.14"	46.64"	46.84"
60"	58.74"	59.14"	58.64"	58.84"
72"	70.74"	71.14"	70.64"	70.84"
84"	82.74"	83.14"	82.64"	82.84"
96"	94.74"	95.14"	94.64"	94.84"



# VERS-DROP (10) RGB

24VDC Linear Fixtures - Surface & Recessed

## COMPATIBLE POWER SUPPLIES

See power supplies cut sheets for more information. Data subject to change, all data has +/- 5% tolerance.

DIM TO LEVEL	INDOOR	OUTDOOR
	RGB	RGB
0.1%	QT-CAB-eLED+DALI-DT8 QT-CAB-eLED+DMX QTM-eLED+DALI-DT8 QTM-eLED+DMX QZ-DMX	Q-SET-QZ-DMX QOM-eLED+DALI-DT8 QOM-eLED+DMX QOM-eLED+PS-DALI-DT8 QZ-DMX
1%	QZ-DALI-DT8	Q-SET+QZ-DALI-DT8 QZ-DALI-DT8
10%	Non-Dim Power Supply with RGB App Dongle	

DIMMING PROTOCOL	INDOOR	OUTDOOR
	RGB	RGB
DMX	QTM-eLED+DMX QZ-DMX	Q-SET-QZ-DMX QOM-eLED+DMX QZ-DMX
DALI-2: DT8	QT-CAB-eLED+DALI-DT8 QTM-eLED+DALI-DT8 QZ-DALI-DT8	Q-SET+QZ-DALI-DT8 QOM-eLED+DALI-DT8 QZ-DALI-DT8

## COMPATIBLE MOUNTING ACCESSORIES

HINGE - HMB-M

Adjustable mounting bracket - Medium

HINGE - HMB-L

Adjustable mounting bracket - Large

HINGE - HMB-XL

Adjustable mounting bracket - XLarge

Q-PIVOT

Small mounting accessory

Q-ANGLE

Adjustable mounting accessory

NL-LARGE

L Mounting Bracket

SD-L-LARGE

L Mounting Bracket

## COMPATIBLE WIRING ACCESSORIES

Q-mini-J5

UL Listed, miniature junction box, DRY/DMP (WET rated with silicone)

## COMPATIBLE CONTROL ACCESSORIES

SCENE APP DONGLE

Wi-Fi or Bluetooth Connectivity



## VERS-DROP (10) RGB

24VDC Linear Fixtures - Surface & Recessed

---

### COMPATIBLE APPS

#### NFC APP



Read and write  
DMX addresses and  
adjust voltage